

GENERAL INFORMATION

Light industry, especially textile branch, plays an important role in Rivne region economy: approximately 100 companies work in the industry. Due to long-standing traditions in light industry, experienced and highly skilled specialists are working here. Industry is represented mainly by textile and garment enterprises that specialize in tailoring. Tablecloth and linen production (flax manufacture) is based on the own sources of raw materials.

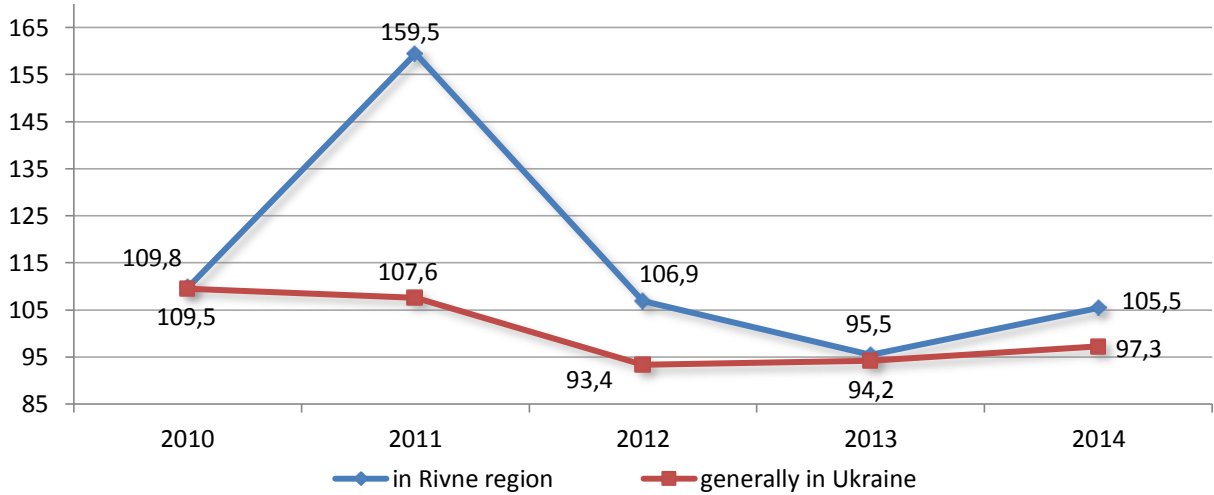
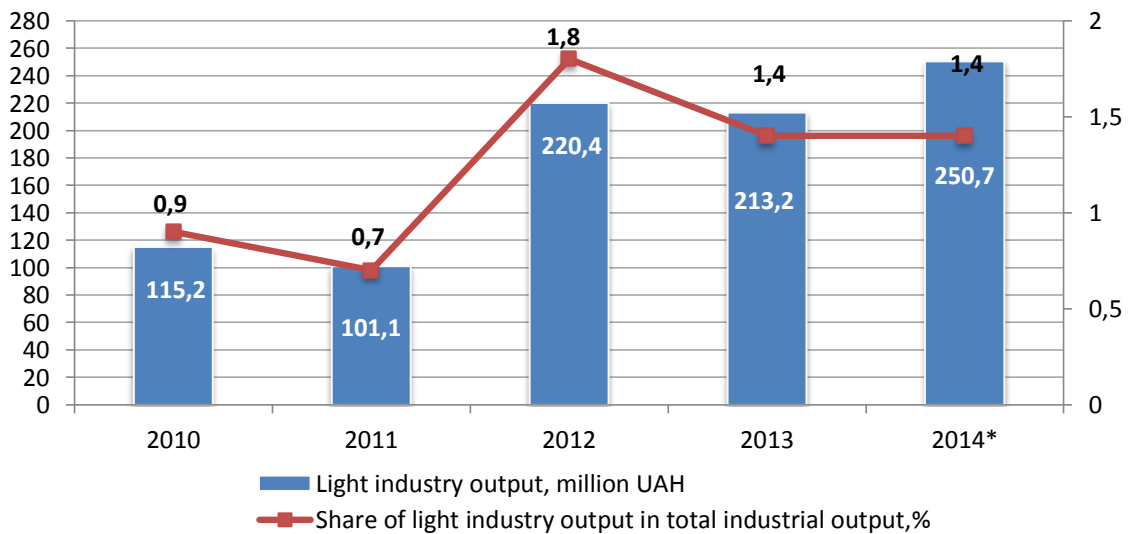


Figure 1. Index of light industry production in Rivne region and overall in Ukraine, 2010-2014, %

In 2010-2014, light industry demonstrated growth trend, with the exception of 4.5% decline in 2013 (Fig.1). In 2014, light industry output increased by 5.5% in Rivne region, however generally in Ukraine this rate declined by 5.4%.

Share of light industry in region output was growing for last three years, but it is rather low now (Fig. 2).



*preliminary data

Figure 2. Light industry output in total industrial output in 2010-2014

In 2014, share of light industry in region output was 1.4%. Meanwhile growth of light industry output made up 17.6% as compared to 2013.

Shirts, coats, short coats, suits, jackets, dresses, skirts and blouses are the main products of light industry of Rivne region (Table 1).

Table 1
Production of some products in light industry, 2010 - 2013

Products	Years				
	2010	2011	2012	2013	2014*
Men's or boys' shirts, thsd. pcs	49,7	64,4	41,6	56,5	44,7
Overcoats, car coats, capes, cloaks, anoraks, thsd. pcs	168,4	95,2	147,5	159,2	126,9
Suits, thsd. pcs	0,6	0,5	0,5	0,5	-
Jackets, blazers, jacket, wind-jackets, thsd. pcs	23,4	22,1	59,7	43,5	72,5
Dresses and sundresses, thsd. pcs	29,5	11	31,7	21,7	21,7
Skirts and divided skirts, thsd. pcs	10,4	39,4	14,3	27,8	12,6
Blouses, tunics, quilted jackets and shirts, thsd. pcs.	124,2	220	140,6	56,7	57,7

*preliminary data

In 2014 compared to the year 2013 production of jackets and coats increased by 66.7%. The increasing was also recorded in production of blouses, tunics and slim line shirts (by 1.8%). Instead, production of skirts and skirt-pants, shirts, as well as coats and jackets decreased respectively by 54.7%, 20.9% and 20.3%.

PRODUCT EXPORT AND IMPORT

In 2014, share of light industry products export in Rivne region total product export was 3.4%.



* January-November

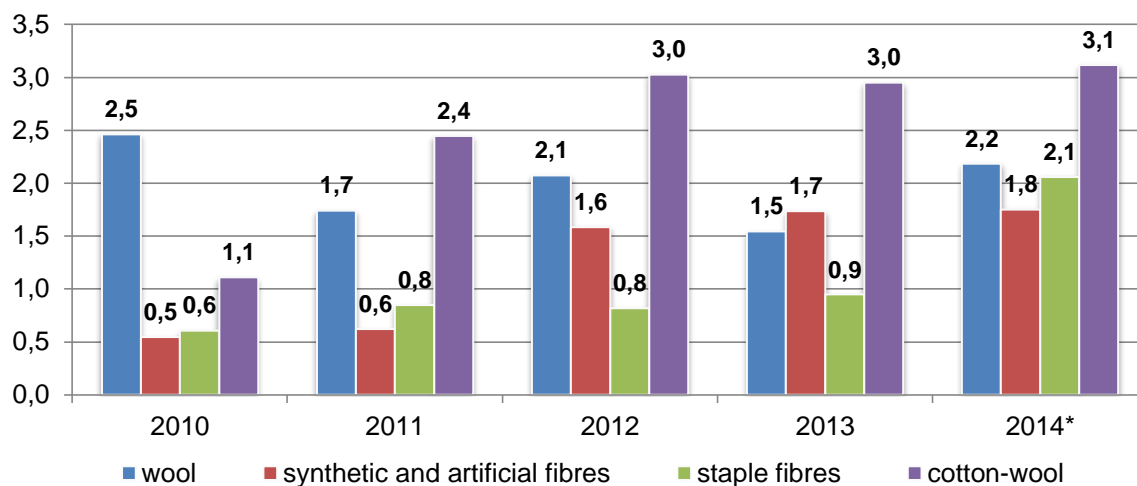
Figure 3. Export of light industry products by Rivne region, 2010-2014, US \$ million

For period under review, textile clothes was the main export article with the share of 91% in light industry export (Fig. 3).

Light industry production made up 7% in total import by Rivne region in 2014.

Cotton-wool (totals 18.9% share in import of light industry products), wool (13.3%), staple fibres (12.5%) and synthetic and artificial fibres (10.6%) were the main import articles in January-November 2014.

In January–November 2014, trade deficit in light industry products was 2.6 US \$ million.



* January–November

Figure 4. Import of light industry products by Rivne region, 2010-2014, US \$ million

ENTERPRISES OF LIGHT INDUSTRY

The biggest enterprises of light industry in Rivne region: «Rivne plant of nonwoven» Public JSC, «Uklenko» LLC, «Textyl-Galychyna» LLC, sole trader «Drive-Tex», «T-Style» LLC, «Lyonokombinat» LLC, public utility «Ostrog Factory Viliya», «Garment and Trade Enterprise Majak», state enterprise «Ornament», public utility of «Slovjanka» company, «Rivne-Style» LLC and Private commercial manufacturing enterprise «Tahion» are the biggest light industry enterprises in Rivne region.